

**Copyright**

© 2017, FLIR Systems, Inc.

All rights reserved worldwide. Names and marks appearing herein are either registered trademarks or trademarks of FLIR Systems and/or its subsidiaries. All other trademarks, trade names or company names referenced herein are used for identification only and are the property of their respective owners.

**Document identity**

Publ. No.: LX400031  
 Commit: 45956  
 Head: 45956  
 Language: en-US  
 Modified: 2017-10-23  
 Formatted: 2017-10-23

**Website**

[www.flir.com/security/pro](http://www.flir.com/security/pro)

**Technical Support**

1-800-254-0632

**Customer Service**

1-866-344-4674

**Legal disclaimer**








Specifications subject to change without further notice. Camera models and accessories subject to regional market considerations. License procedures may apply. Products described herein may be subject to US Export Regulations. Please refer to [exportquestions@flir.com](mailto:exportquestions@flir.com) with any questions.

# 1 FLIR Network Camera Mount Accessories Compatibility






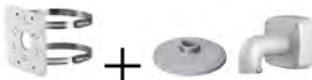



FLIR offers a wide variety of different mounts for flexible camera installation. This document shows which FLIR mounts are available for each camera.

**TIP:** Press **CTRL+F** to quickly search for your camera model or accessory.


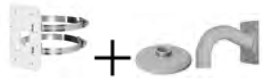



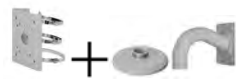





## 1.1 Network Cameras

Camera Models	Compatible Accessories
 N243MW2	<p><i>Junction Box</i></p>  S4JF5G
	<p><i>Wall Mount</i></p>  S1WA1G
	<p><i>Pole Mounts</i></p>  S4PA2G (EOL) with S1WA1G  S4PA2GS with S1WA1G  S1PA2G with S4JF5G
	<p><i>Corner Mount</i></p>  S1RA2G with S4JF5G















© 2017, FLIR Systems, Inc.  
 #LX400031; r. 45956/; en-US

Camera Models	Compatible Accessories
 <p>N347VW4 N357V8</p>	<p><i>Junction Box</i></p>  <p>S4JF6G</p>
	<p><i>Wall Mount</i></p>  <p>S6WF1G</p>
	<p><i>Pendant Cap</i></p>  <p>S6PCF1G</p>
	<p><i>Pole Mounts</i></p>  <p>S4PA2G (EOL) with S6WF1G</p>  <p>S4PA2GS with S6WF1G</p>  <p>S1PA2G with S6CF1G</p>
	<p><i>Corner Mount</i></p>  <p>S1RA2G with S6WF1G</p>
	<p><i>Ceiling Mount</i></p>  <p>S6CF1G</p>

© 2017, FLIR Systems, Inc.  
#LX400031; r. 45956/; en-US








Camera Models	Compatible Accessories
 <p>N437VDL / N437VDLP N437VEV / N437VEWP</p>	<p><i>Pole Mount</i></p>  <p>S4PA2G (EOL) with S1WA3G</p>  <p>S4PA2GS with S1WA3G</p>  <p>S4PA2G (EOL) with S1JF5G</p>  <p>S4PA2GS with S1JF5G</p>  <p>S1PA2G with S1WA3G</p>
	<p><i>Wall Mount</i></p>  <p>S1WA3G</p>
	<p><i>Ceiling Mount</i></p>  <p>S1CA2G</p>
	<p><i>Corner Mount</i></p>  <p>S1RA2G with S1WA3G (S1JA2G optional)</p>
	<p><i>Junction Box</i></p>  <p>S1JA2G with S1WA3G</p>  <p>S1JF5G</p>

© 2017, FLIR Systems, Inc.  
#LX400031; r. 45956/; en-US









Camera Models	Compatible Accessories
 N336ZD1 / N336ZD1P  N336ZD3 / N336ZD3P  N346ZW124  N446ZC302	<p><i>Pole Mount</i></p>  S1PA2G  S1PA2G with S1PBZ2G  S1PA2G with S1JA2G
	<p><i>Ceiling Mount</i></p>  S1CA2G*  S1CA2G* with S1PA2G
	<p><i>Corner Mount</i></p>  S1RA2G  S1RA2G with S1PBZ2G  S1RA2G with S1JA2G
	<p><i>Surveillance Cabinet</i></p>  S1PBZ2G
	<p><i>Junction Box</i></p>  S1JA2G

\* Pendant cap not used.










© 2017, FLIR Systems, Inc.  
#LX400031; r. 45956/; en-US

Camera Models	Compatible Accessories
 <p>N233ZC / N233ZCP N233ZD / N233ZDP</p>	<p><i>Pole Mount</i></p>  <p>S4PA2G (EOL) with S1WA2G</p>  <p>S4PA2GS with S1WA2G</p>  <p>S4PA2G (EOL) with S1JF4G</p>  <p>S4PA2GS with S1JF4G</p>
	<p><i>Wall Mount</i></p>  <p>S1WA2G</p>
	<p><i>Junction Box</i></p>  <p>S1JF4G</p>






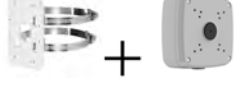




© 2017, FLIR Systems, Inc.  
#LX400031; r. 45956/; en-US

Camera Models	Compatible Accessories
 <p>N253V8 N243VW4</p>  <p>N233VE / N233VEP</p>	<p><i>Pole Mount</i></p>  <p>S4PA2G (EOL) with S1WA2G</p>  <p>S4PA2GS with S1WA2G</p>  <p>S1PA2G with S4JF2G</p>
	<p><i>Wall Mount</i></p>  <p>S1WA2G</p>
	<p><i>Corner Mount</i></p>  <p>S1RA2G with S4JF2G</p>
	<p><i>Junction Box</i></p>  <p>S4JF2G</p>

© 2017, FLIR Systems, Inc.  
#LX400031; r. 45956/; en-US




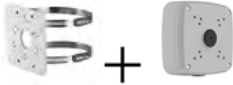





Camera Models	Compatible Accessories
 <p>N247V3</p>  <p>N237VE / N237VEP</p>	<p><i>Pole Mount</i></p>  <p>S4PA2G (EOL) with S1WA2G</p>  <p>S4PA2GS with S1WA2G</p>  <p>S1PA2G with S4JF4G</p>
	<p><i>Wall Mount</i></p>  <p>S1WA2G</p>
	<p><i>Corner Mount</i></p>  <p>S1RA2G with S4JF4G</p>
	<p><i>Junction Box</i></p>  <p>S4JF4G</p>  <p>S1JF4G</p>

© 2017, FLIR Systems, Inc.  
#LX400031; r. 45956/; en-US



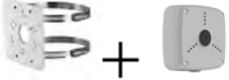





Camera Models	Compatible Accessories
 <p>N133EB / N133EBP N133ED / N133EDP N233EE / N233EEP</p>  <p>N243EW2 N243EW4</p>  <p>P143E4 PE133E / PE133EP PE133F / PE133FP</p>	<p><i>Pole Mount</i></p>  <p>S4PA2G (EOL) with S1WA1G</p>  <p>S4PA2GS with S1WA1G</p>  <p>S4PA2G (EOL) with S1JF2G</p>  <p>S4PA2GS with S1JF2G</p>
	<p><i>Wall Mount</i></p>  <p>S1WA1G</p>
	<p><i>Junction Box</i></p>  <p>S1JF2G</p>  <p>S4JF1G</p>





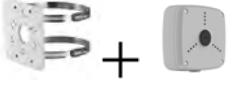


© 2017, FLIR Systems, Inc.  
#LX400031; r. 45956/; en-US

Camera Models	Compatible Accessories
 <p>N357B8</p>  <p>N347BW4</p>	<p><i>Pole Mount</i></p>  <p>S4PA2G (EOL) with S1JF2G</p>  <p>S4PA2GS with S1JF2G</p>
 <p>N253B8</p> <p>N243BW2</p> <p>N243BW4</p>	<p><i>Corner Mount</i></p>  <p>S1RA2G with S1JF2G</p>
 <p>N437BDL / N437BDLP</p> <p>N437BEW / N437BEWP</p>  <p>N133BB / N133BBP</p> <p>N133BD / N133BDP</p> <p>N233BE / N233BEP</p>	<p><i>Junction Box</i></p>  <p>S1JF2G</p>










© 2017, FLIR Systems, Inc.  
#LX400031; r. 45956/; en-US

Camera Models	Compatible Accessories
 <p>N247B3 N237BE / N237BEP</p>	<p><i>Pole Mount</i></p>  <p>S4PA2G (EOL) with S1JF3G</p>  <p>S4PA2GS with S1JF3G</p>  <p>S1PA2G with S4JF3G</p>
	<p><i>Corner Mount</i></p>  <p>S1RA2G with S1JF3G</p>  <p>S1RA2G with S4JF3G</p>
	<p><i>Junction Box</i></p>  <p>S1JF3G</p>  <p>S4JF3G</p>









© 2017, FLIR Systems, Inc.  
 #LX400031; r. 45956/; en-US

Camera Models	Compatible Accessories
 <p>P143B4 PB133F / PB133FP</p>	<p><i>Pole Mount</i></p>  <p>S4PA2G (EOL) with S1JF3G</p>  <p>S4PA2GS with S1JF3G</p>
	<p><i>Corner Mount</i></p>  <p>S1RA2G with S1JF3G</p>
	<p><i>Junction Box</i></p>  <p>S1JF3G</p>






© 2017, FLIR Systems, Inc.  
#LX400031; r. 45956/; en-US

Camera Models	Compatible Accessories
 DNB23TF2 / DNB23TF2P	<p><i>Pole Mount</i></p>  <p>S4PA2G (EOL) with MNTNB2XJW</p>  <p>S4PA2GS with MNTNB2XJW</p>
 DNB13TF2 / DNB13TF2P	<p><i>Corner Mount</i></p>  <p>MNTNX1R with MNTNB2XJW</p>
 DNE12TL2 / DNE12TL2P	<p><i>Junction Box</i></p>  MNTNB2XJW  MNTNB1XJ
 DNB16M2 / DNB16M2P	









© 2017, FLIR Systems, Inc.  
 #LX400031; r. 45956/; en-US

Camera Models	Compatible Accessories
 <p>DNZ30TL2R / DNZ30TL2RP</p>	<p><i>Pole Mount</i></p>  <p>MNTNX1P</p>  <p>MNTNX1P with MNTZX1PB</p>
	<p><i>Ceiling Mount</i></p>  <p>MNTNZ30C</p>
	<p><i>Corner Mount</i></p>  <p>MNTNX1R</p>  <p>MNTNX1R with MNTZX1PB</p>
	<p><i>Surveillance Cabinet</i></p>  <p>MNTZX1PB</p>
	<p><i>Junction Box</i></p>  <p>S1JA2G</p>

© 2017, FLIR Systems, Inc.  
#LX400031; r. 45956/; en-US

Camera Models	Compatible Accessories
 <p>DNV16M2 / DNV16M2P</p>	<p><i>Pole Mount</i></p>  <p>MNTN1XP with MNTNV16W</p>
	<p><i>Wall Mount</i></p>  <p>MNTNV16W</p>
	<p><i>Ceiling Mount</i></p>  <p>MNTNV16C</p>
	<p><i>Corner Mount</i></p>  <p>MNTNX1R with MNTNV16W</p>

© 2017, FLIR Systems, Inc.  
#LX400031; r. 45956/; en-US

Camera Models	Compatible Accessories
 <p>DNV14TL2 / DNV14TL2P DNV14UX2 / DNV14UX2P</p>	<p><i>Pole Mount</i></p>  <p>MNTV2XP with MNTV2XW</p>
	<p><i>Wall Mount</i></p>  <p>MNTV2XW — Wall Mount</p>
	<p><i>Ceiling Mount</i></p>  <p>MNTV2XC — Ceiling Mount</p>  <p>MNTV2XPC — Pendant Cap</p>
	<p><i>Corner Mount</i></p>  <p>MNTV2XR with MNTV2XW</p>
	<p><i>Junction Boxes</i></p>  <p>MNTV2XB (Compatible with MNTV2XW and MNTV2XC)</p>  <p>MNTV2XJ with MNTV2XW</p>